


# Edit text in Boogie text editor



## Instructions to edit a text.

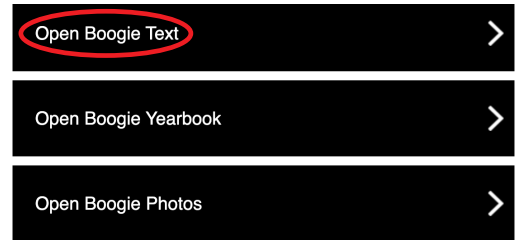
### 1. Log in

Go to [laurentien.ca](http://laurentien.ca) and click on [Open Boogie Text](#).

Here is your login information:

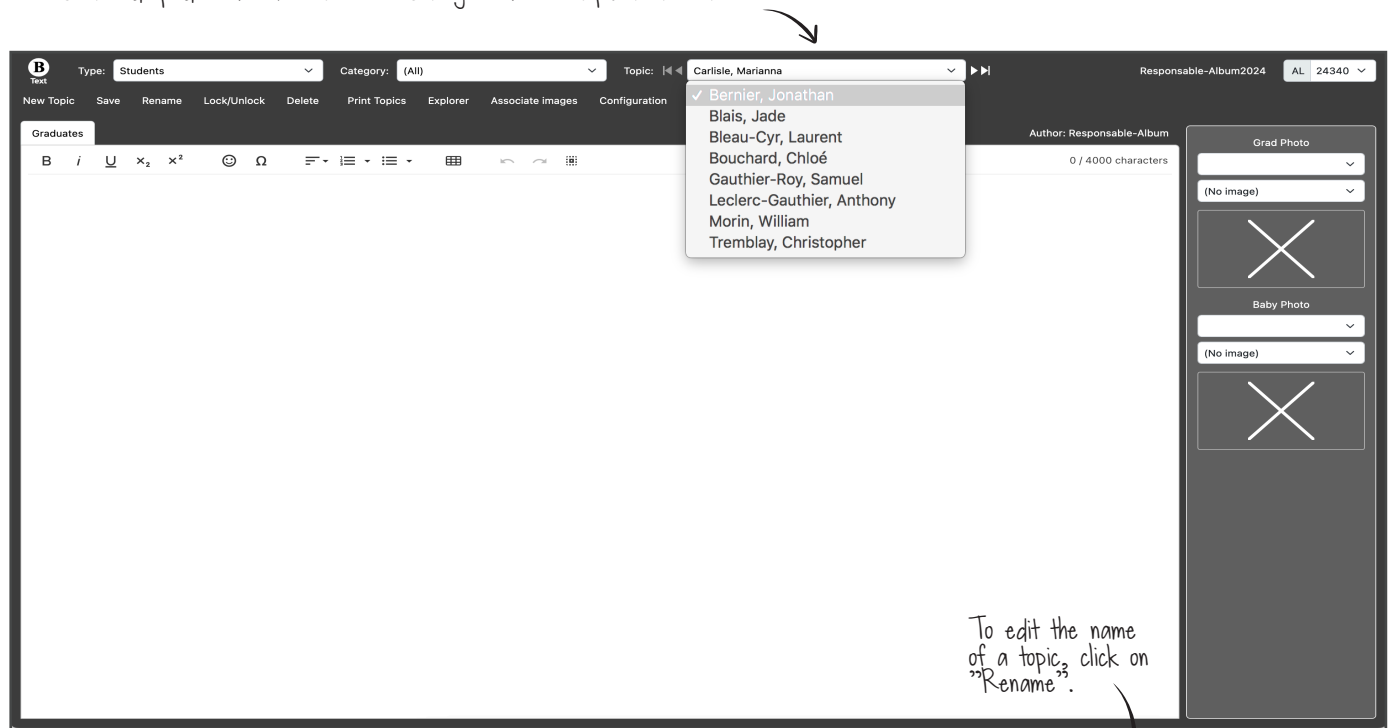
Username: \_\_\_\_\_

Password: \_\_\_\_\_



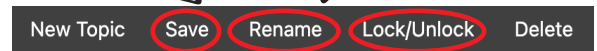
### 2. In the text editor

2.1 Use the drop-down menu or the arrows to go from one topic to the other.



2.2 Once the topic has been edited, click on "Save" to confirm the changes made

2.3 Then lock the topic by clicking on "Lock/Unlock" to make sure the author cannot make anymore unauthorised changes.



Tip

Deleting duplicates can be done directly in the topic by clicking on "Delete".